

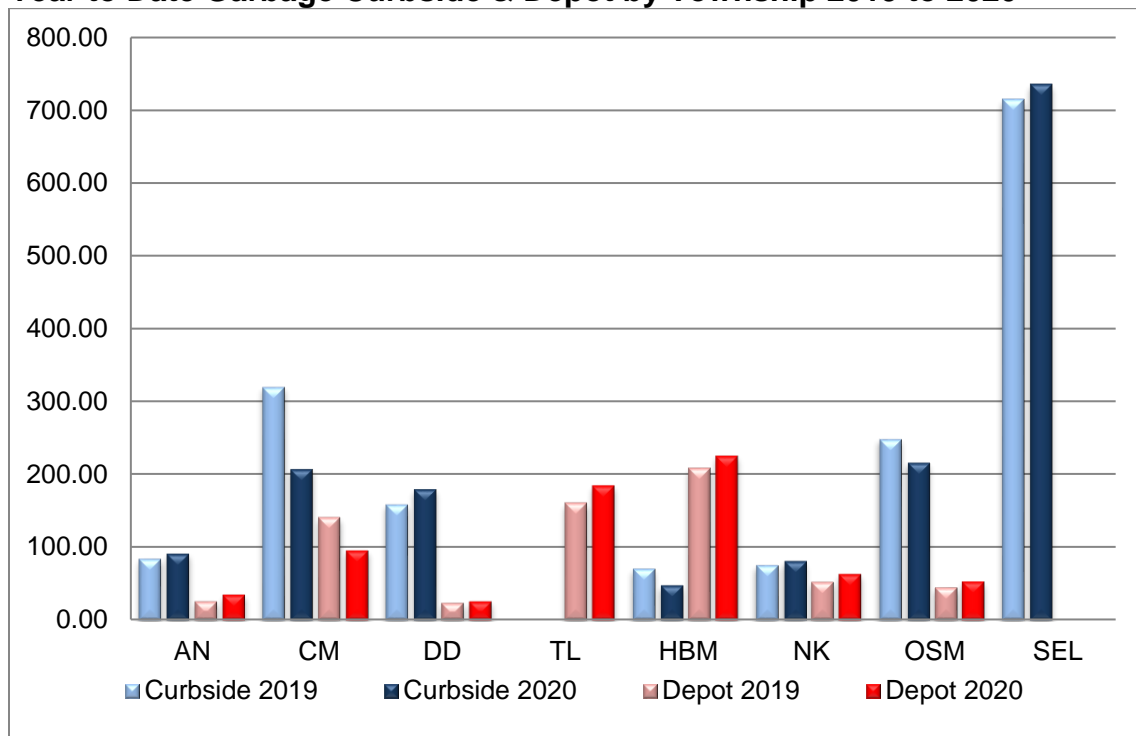
Douro Dummer Quarterly Garbage Report 2020
1st Quarter Comparison
2019 to 2020

2020 Garbage Tonnes by Quarter by Township

Township	Kg per Capita (YTD)	Year to Date	Jan to March	April to June	July to Sept	Oct to Dec
AN	38.82	127.10	127.10			
CM	51.33	303.75	303.75			
DD	31.55	206.75	206.75			
TL	17.38	184.14	184.14			
HBM	38.08	273.16	273.16			
NK	21.74	145.20	145.20			
OSM	50.49	270.48	270.48			
SEL	50.81	734.97	734.97			
County	37.42	2,245.55	2,245.55			

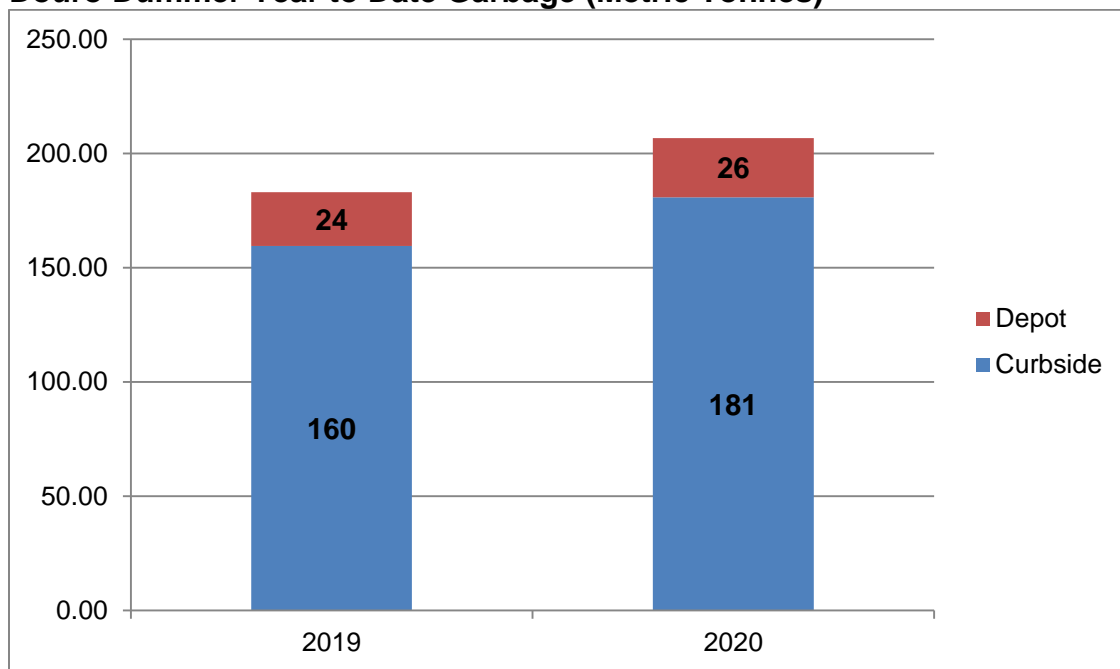
- Total garbage in the County is down by 83 tonnes in the 1st Quarter
- Clear bags for garbage programs in Asphodel Norwood, Cavan Monaghan, Douro Dummer and Trent Lakes

Year to Date Garbage Curbside & Depot by Township 2019 to 2020



- Cavan Monaghan garbage decreased by 34% in the first quarter of 2020 over the first quarter of 2019 with the implementation of clear bags for garbage

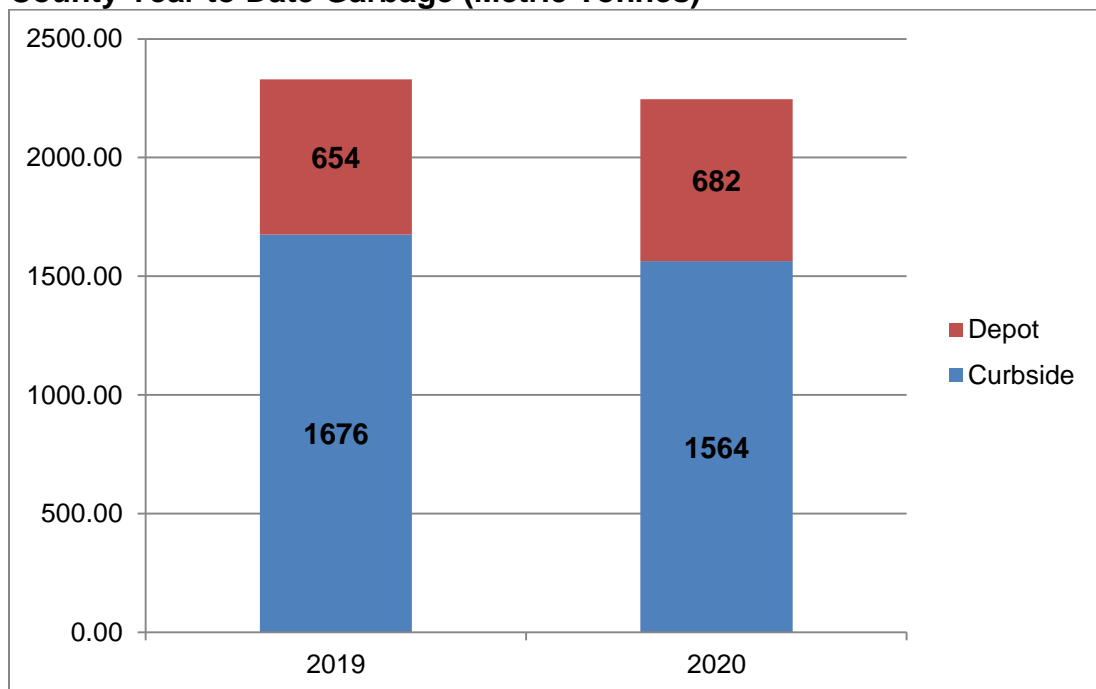
Douro Dummer Year to Date Garbage (Metric Tonnes)



Analysis

- Overall garbage is up by 23 tonnes in Douro Dummer from 2019 to 2020

County Year to Date Garbage (Metric Tonnes)



Analysis:

- In the County, curbside garbage is down and depot garbage is up