

***Township of
Douro Dummer***



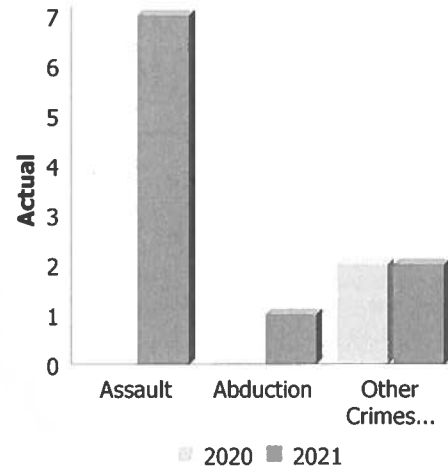
***PETERBOROUGH COUNTY DETACHMENT
Ontario Provincial Police
Police Services Board Report***

July - September 2021

Police Services Board Report for DOURO DUMMER
Records Management System
July to September - 2021

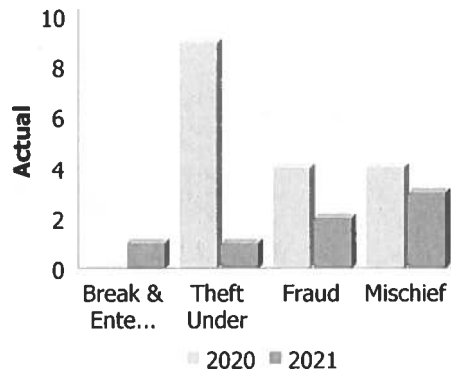
Violent Crime

Actual	July to September			Year to Date - September		
	2020	2021	% Change	2020	2021	% Change
Murder	0	0	--	0	0	--
Other Offences Causing Death	0	0	--	0	0	--
Attempted Murder	0	0	--	0	0	--
Sexual Assault	0	0	--	1	4	300.0%
Assault	0	7	--	4	11	175.0%
Abduction	0	1	--	0	1	--
Robbery	0	0	--	0	0	--
Other Crimes Against a Person	2	2	0.0%	3	2	-33.3%
Total	2	10	400.0%	8	18	125.0%



Property Crime

Actual	July to September			Year to Date - September		
	2020	2021	% Change	2020	2021	% Change
Arson	0	0	--	0	0	--
Break & Enter	0	1	--	1	1	0.0%
Theft Over	0	0	--	2	2	0.0%
Theft Under	9	1	-88.9%	17	6	-64.7%
Have Stolen Goods	0	0	--	0	0	--
Fraud	4	2	-50.0%	12	6	-50.0%
Mischief	4	3	-25.0%	12	5	-58.3%
Total	17	7	-58.8%	44	20	-54.5%



Drug Crime

Actual	July to September			Year to Date - September		
	2020	2021	% Change	2020	2021	% Change
Possession	0	0	--	0	1	--
Trafficking	0	0	--	0	0	--
Importation and Production	0	0	--	0	0	--
Total	0	0	--	0	1	--



Detachment: 11 - PETERBOROUGH COUNTY
Location code(s): 1100 - PETERBOROUGH COUNTY
Area code(s): 1042 - Douro-Dummer

Data source date:
 2021/10/02

Report Generated by:
 Pollock, Jennifer

Report Generated on:
 Oct 6, 2021 8:28:30 AM
 PP-CSC-Operational Planning-4300

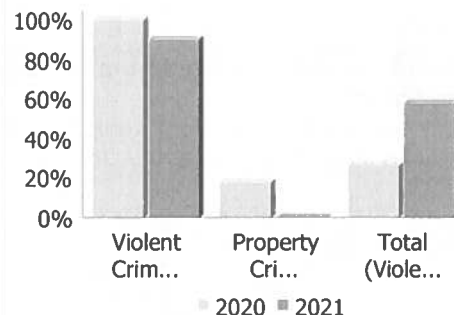
Police Services Board Report for DOURO DUMMER

Records Management System

July to September - 2021


Clearance Rate

Clearance Rate	July to September			Year to Date - September		
	2020	2021	Difference	2020	2021	Difference
Violent Crime	100.0%	90.0%	-10.0%	87.5%	77.8%	-9.7%
Property Crime	17.6%	0.0%	-17.6%	9.1%	5.0%	-4.1%
Drug Crime	--	--	--	--	100.0%	--
Total (Violent, Property & Drug)	26.3%	57.9%	31.6%	29.3%	48.9%	19.6%



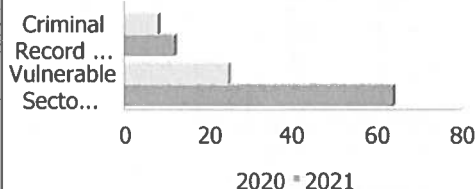
Unfounded

Unfounded	July to September			Year to Date - September		
	2020	2021	% Change	2020	2021	% Change
Total (Violent, Property & Drug)	2	2	0.0%	6	3	-50.0%



Criminal Record and Vulnerable Sector Screening Checks

Actual	July to September			Year to Date - September		
	2020	2021	% Change	2020	2021	% Change
Criminal Record Checks	8	12	50.0%	25	40	60.0%
Vulnerable Sector Screening Checks	25	64	156.0%	89	148	66.3%



Data contained within this report is dynamic in nature and numbers will change over time as the Ontario Provincial Police continue to investigate and solve crime.

Data Utilized

- Major Crimes
- Niche RMS All Offence Level Business Intelligence Cube

Detachment: 11 - PETERBOROUGH COUNTY

Location code(s): 1100 - PETERBOROUGH COUNTY

Area code(s): 1042 - Douro-Dummer

Data source date:
2021/10/02

Report Generated by:
Pollock, Jennifer

Report Generated on:
Oct 6, 2021 8:28:30 AM
PP-CSC-Operational Planning-4300

Police Services Board Report for DOURO DUMMER
2021/Jul to 2021/Sep

Public Complaints	
Policy	0
Service	0
Conduct	2

Date information collected from Professional Standards Bureau Commander Reports: 2021-10-08

Data Source

Ontario Provincial Police, Professional Standards Bureau Commander Reports

- Includes all public policy, service and conduct complaints submitted to the Office of the Independent Police Review Director (OIPRD)

Secondary Employment

Intelligence Led Policing - Crime Abatement Strategy	
Number of Offenders in Program	0
Number of Offenders Charged	0
Number of Charges Laid	0
Number of Checks Performed	0

Date information was collected from Records Management System: 2021-10-08

Daily Activity Reporting Patrol Hours	
Total Hours	2021/Jul to 2021/Sep
Number of Cruiser Patrol Hours	256.25
Number of Motorcycle Patrol Hours	0.00
Number of Marine Patrol Hours	26.00
Number of ATV Patrol Hours	0.00
Number of Snowmobile Patrol Hours	0.00
Number of Bicycle Patrol Hours	0.00
Number of Foot Patrol Hours	36.75
Number of School Patrol Hours	4.75

Data source (Daily Activity Reporting System) date: 2021/10/02

Staffing Updates	
Transfers:	PC John LESTER transferred from Orillia Detachment to Peterborough County OPP. Two new recruits; PC Adam KITCHEN and PC Leah MCINTOSH started Class 07 September 2021 and will graduate 11 February 2022.
Promotions:	PC Paul McDONALD was successful in a Sgt. competition for Haliburton Highlands OPP.

Detachment Initiatives

Detachment: 11 - PETERBOROUGH COUNTY
Location code(s): 1100 - PETERBOROUGH COUNTY
Area code(s): 1042 - Douro-Dummer

Report Generated by:
Pollock, Jennifer

Report Generated on:
Oct 8, 2021 12:13:03 PM
PP-CSC-Operational Planning-4300

Police Services Board Report for DOURO DUMMER
2021/Jul to 2021/Sep

Crime and Traffic Campaigns/Initiatives:	CIVIC DAY LONG WEEKEND CAMPAIGN ran from July 30th to August 2nd, 2021. Peterborough County OPP laid the following charges during the campaign: sixteen (16) fail to move over for emergency vehicle charges, one (1) other moving violation charges, forty-seven (47) speeding charges, three (3) seatbelt charges, one (1) distracted driving charge, thirteen (13) other HTA charges, four (4) CAIA charges, one (1) impaired charge, one (1) warn range suspension, two (2) other provincial statutes and one (1) drug offence charge. LABOUR DAY LONG WEEKEND campaign ran from September 3-6, 2021. During this time Peterborough County OPP laid seventy (70) speeding charges, one (1) seatbelt charge, one (1) distracted driving charge, nine (9) hazardous moving violations, five (5) other HTA charges and three (3) CAIA charges.
Other:	OPERATION SAFE DRIVE ran from July 11-17, 2021. During this time Peterborough County OPP laid the following charges: six (6) MV speeding charges, two (2) MV seatbelt charges, two (2) fail to yield right of way charges, one (1) other provincial charge and two (2) warn range suspensions

Detachment: 11 - PETERBOROUGH COUNTY
Location code(s): 1100 - PETERBOROUGH COUNTY
Area code(s): 1042 - Douro-Dummer

Report Generated by:
Pollock, Jennifer

Report Generated on:
Oct 8, 2021 12:13:03 PM
PP-CSC-Operational Planning-4300



PETERBOROUGH COUNTY DETACHMENT

Ontario Provincial Police

Township of Douro Dummer

Police Services Board Report

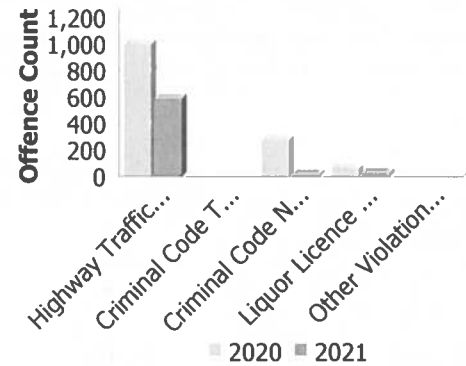
Motor Vehicle Collision Statistics

		2018	2019	2020	3 Yr. Avg	2021	=/-
January	PD	11	11	11	11	5	-6
	PI	0	1	0	0	1	1
	Fatal	0	0	0	0	0	0
February	PD	3	6	7	5	4	-1
	PI	2	0	0	1	0	-1
	Fatal	0	0	0	0	0	0
March	PD	4	2	4	3	5	2
	PI	3	2	0	2	0	-2
	Fatal	0	0	0	0	0	0
April	PD	6	2	0	3	5	2
	PI	2	0	2	1	1	0
	Fatal	0	0	0	0	0	0
May	PD	5	6	6	6	2	-4
	PI	1	2	1	1	2	1
	Fatal	0	0	0	0	0	0
June	PD	3	9	5	6	6	0
	PI	0	1	2	1	2	1
	Fatal	0	0	0	0	0	0
July	PD	7	6	4	6	5	-1
	PI	2	2	2	2	3	1
	Fatal	0	0	0	0	0	0
August	PD	8	6	5	6	7	1
	PI	2	1	0	1	1	0
	Fatal	0	0	0	0	0	0
September	PD	12	7	4	8	8	0
	PI	2	1	1	1	1	0
	Fatal	0	0	0	0	0	0
October	PD	9	10	3	7	X	0
	PI	1	2	3	2	X	0
	Fatal	0	0	0	0	X	0
November	PD	16	15	11	14	X	0
	PI	0	1	0	0	X	0
	Fatal	0	0	0	0	X	0
December	PD	5	22	8	12	X	0
	PI	1	4	0	2	X	0
	Fatal	0	0	0	0	X	0
TOTAL MVC	ALL	105	119	79	101	58	-5

Police Services Board Report for PETERBOROUGH COUNTY
Integrated Court Offence Network
July to September - 2021

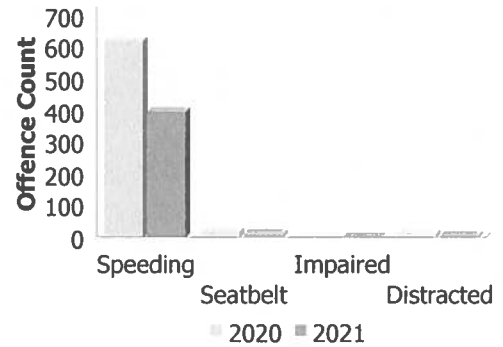
Criminal Code and Provincial Statute Charges Laid

Offence Count	July to September			Year to Date - September		
	2020	2021	% Change	2020	2021	% Change
Highway Traffic Act	1,004	590	-41.2%	3,168	2,501	-21.1%
Criminal Code Traffic	--	--	--	--	--	--
CCC Non-Traffic	--	--	--	--	--	--
Liquor Licence Act	57	30	-47.4%	115	51	-55.7%
Other Violations	--	--	--	--	--	--



Traffic Related Charges

Offence Count	July to September			Year to Date - September		
	2020	2021	% Change	2020	2021	% Change
Speeding	620	397	-36.0%	1,962	1,718	-12.4%
Seatbelt	18	11	-38.9%	36	69	91.7%
Impaired	0	0	--	0	0	--
Distracted	12	5	-58.3%	33	25	-24.2%



Integrated Court Offence Network data is updated on a monthly basis: Data could be as much as a month and a half behind.

Data Utilized

- Ministry of Attorney General, Integrated Court Offence Network
- Integrated Court Offence Network Charge Business Intelligence Cube

Detachment: 11 - PETERBOROUGH COUNTY

Location code(s): 1100 - PETERBOROUGH COUNTY

Data source date:

Oct 13, 2021 11:30:28 AM

Report Generated by:

Pollock, Jennifer

Report Generated on:

Oct 14, 2021 11:36:45 AM

PP-CSC-Operational Planning-4300

Updated : Wednesday, October 13, 2021 - Current Period : 1999/12/31

1100 - PETERBOROUGH COUNTY 2021 Q 3 All Offence Hours of Day All Offence Days of Week All Offence Months All Coverage Types Traffic Charges (Big 4) - PSB Report All Offence Act Part Types All Courts All Badges All License Plate Location All Offender Gender All Offender Age Group All Date Added All Prior Offence Date MEASURES

Offence Count as values	Speeding	Seatbelt	Impaired	Distracted	Traffic Charges (Big 4) - PSB Report
2021/Jul	143	9	0	0	152
2021/Aug	68	2	1	3	74
2021/Sep	186	0	0	2	188
2021 Q 3	397	11	1	5	414

Updated : Wednesday, October 13, 2021 - Current Period : 1999/12/31

1100 - PETERBOROUGH COUNTY 2021 Q 3 All Offence Hours of Day All Offence Days of Week All Offence Months All Coverage Types CC_Provincial Statutes All Offence Act Part Types All Courts All Badges All License Plate Location All Offender Gender All Offender Age Group All Date Added All Prior Offence Date MEASURES

Offence Count as values		HTA	CC-Traffic (Revised)	CC-Non-Traffic (Revised)	LLA	Other	CC_Provincial Statutes
2021/Jul	July	236	0	7	20	49	312
	All Offence Months	236	0	7	20	49	312
2021/Aug	August	122	1	6	7	51	187
	All Offence Months	122	1	6	7	51	187
2021/Sep	September	232	0	3	3	10	248
	All Offence Months	232	0	3	3	10	248
2021 Q 3		590	1	16	30	110	747

Zero suppression rows and columns. Suppression options applied: zero values, division by zero, missing values, overflow values.



Calls For Service (CFS) Billing Summary Report

Douro-Dummer
July to September - 2021

Billing Categories <i>(Billing categories below do not match traditional crime groupings)</i>		2021				2020			
		July to September	Year to Date	Time Standard	Year To Date Weighted Hours	July to September	Year to Date	Time Standard	Year To Date Weighted Hours
Violent Criminal Code	Sexual Assault	0	2	16.0	32.0	0	1	16.0	16.0
	Sexual Interference	0	2	16.0	32.0	0	0		0.0
	Assault With Weapon or Causing Bodily Harm-Level 2	2	2	16.0	32.0	0	1	16.0	16.0
	Assault-Level 1	5	9	16.0	144.0	0	4	16.0	64.0
	Criminal Harassment	2	3	16.0	48.0	2	2	16.0	32.0
	Indecent/Harassing Communications	1	1	16.0	16.0	1	1	16.0	16.0
	Utter Threats to Person	0	0		0.0	0	3	16.0	48.0
	Home Invasion	0	1	16.0	16.0	0	0		0.0
	Total	10	20	16.0	320.0	3	12	16.0	192.0
Property Crime Violations	Break & Enter	1	1	6.5	6.5	0	1	6.5	6.5
	Theft Over -master code	0	0		0.0	0	1	6.5	6.5
	Theft Over - Other Theft	0	1	6.5	6.5	0	0		0.0
	Theft Over - Boat (Vessel)	0	0		0.0	0	1	6.5	6.5
	Theft of - Mail	0	1	6.5	6.5	0	0		0.0
	Theft Under -master code	0	1	6.5	6.5	0	0		0.0
	Theft Under - Construction Site	0	0		0.0	0	1	6.5	6.5
	Theft under - Trailers	0	0		0.0	0	1	6.5	6.5
	Theft under - Other Theft	2	5	6.5	32.5	6	9	6.5	58.5
	Theft under - Boat (Vessel)	0	0		0.0	1	2	6.5	13.0
	Theft under - Boat Motor	0	1	6.5	6.5	0	0		0.0
	Theft FROM Motor Vehicle Under \$5,000	0	0		0.0	1	3	6.5	19.5
	Fraud -Master code	1	1	6.5	6.5	1	2	6.5	13.0
	Fraud - Steal/Forge/Poss./ Use Credit Card	0	0		0.0	0	1	6.5	6.5
	Fraud -Money/ property/security > \$5,000	0	1	6.5	6.5	0	1	6.5	6.5
	Fraud -Money/ property/security <= \$5,000	1	3	6.5	19.5	4	9	6.5	58.5
	Fraud - Other	0	1	6.5	6.5	0	0		0.0



Calls For Service (CFS) Billing Summary Report

Douro-Dummer July to September - 2021

Billing Categories <i>(Billing categories below do not match traditional crime groupings)</i>		2021				2020			
		July to September	Year to Date	Time Standard	Year To Date Weighted Hours	July to September	Year to Date	Time Standard	Year To Date Weighted Hours
Property Crime Violations	Mischief - master code	3	3	6.5	19.5	2	11	6.5	71.5
	Mischief [Graffiti - Non Gang Related]	0	1	6.5	6.5	0	0		0.0
	Interfere with lawful use, enjoyment of property	0	0		0.0	1	1	6.5	6.5
	Property Damage	1	2	6.5	13.0	0	1	6.5	6.5
	Total	9	22	6.5	143.0	16	45	6.5	292.5
Other Criminal Code Violations (Excluding traffic)	Offensive Weapons-Carry concealed	0	1	7.8	7.8	1	1	7.8	7.8
	Bail Violations - Fail To Comply	2	2	7.8	15.6	1	5	7.8	39.0
	Bail Violations - Others	0	0		0.0	0	1	7.8	7.8
	Disturb the Peace	1	1	7.8	7.8	0	0		0.0
	Indecent acts -Other	0	1	7.8	7.8	0	0		0.0
	Trespass at Night	0	0		0.0	0	1	7.8	7.8
	Breach of Probation	1	1	7.8	7.8	0	0		0.0
	Offensive Weapons-Careless use of firearms	0	0		0.0	1	1	7.8	7.8
	Total	4	6	7.8	46.8	3	9	7.8	70.2
Drug Possession	Possession Heroin	0	1	6.5	6.5	0	0		0.0
	Total	0	1	6.5	6.5	0	0		0.0
Drugs	Possession of cannabis for purpose of selling	0	0		0.0	1	1	45.9	45.9
	Cultivate, propagate or harvest cannabis by adult	0	0		0.0	0	1	45.9	45.9
	Total	0	0		0.0	1	2	45.9	91.8
Statutes & Acts	Landlord/Tenant	1	5	3.4	17.0	2	5	3.4	17.0
	Mental Health Act	2	4	3.4	13.6	0	5	3.4	17.0
	Mental Health Act - No contact with Police	1	1	3.4	3.4	1	1	3.4	3.4
	Mental Health Act - Attempt Suicide	0	1	3.4	3.4	0	2	3.4	6.8
	Mental Health Act - Threat of Suicide	2	2	3.4	6.8	2	7	3.4	23.8
	Mental Health Act - Voluntary Transport	1	5	3.4	17.0	1	4	3.4	13.6
	Mental Health Act - Placed on Form	2	2	3.4	6.8	0	1	3.4	3.4
	Mental Health Act - Apprehension	1	2	3.4	6.8	0	0		0.0



Calls For Service (CFS) Billing Summary Report

Douro-Dummer July to September - 2021

Billing Categories <i>(Billing categories below do not match traditional crime groupings)</i>		2021				2020			
		July to September	Year to Date	Time Standard	Year To Date Weighted Hours	July to September	Year to Date	Time Standard	Year To Date Weighted Hours
Statutes & Acts	Trespass To Property Act	0	6	3.4	20.4	6	14	3.4	47.6
	Total	10	28	3.4	95.2	12	39	3.4	132.6
Operational	Animal -Master code	0	0		0.0	0	2	3.6	7.2
	Animal - Bear Complaint	0	0		0.0	0	1	3.6	3.6
	Animal Rabid	0	0		0.0	0	1	3.6	3.6
	Animal Bite	1	1	3.6	3.6	0	0		0.0
	Animal Stray	5	10	3.6	36.0	7	12	3.6	43.2
	Animal Injured	0	1	3.6	3.6	0	6	3.6	21.6
	Animal - Other	0	2	3.6	7.2	0	1	3.6	3.6
	Animal - Dog Owners Liability Act	0	0		0.0	0	2	3.6	7.2
	Domestic Disturbance	18	45	3.6	162.0	18	35	3.6	126.0
	Suspicious Person	6	10	3.6	36.0	4	12	3.6	43.2
	Fire - Building	0	4	3.6	14.4	0	1	3.6	3.6
	Fire - Vehicle	0	0		0.0	0	3	3.6	10.8
	Fire - Other	0	1	3.6	3.6	0	2	3.6	7.2
	Insecure Condition - Master code	0	0		0.0	0	1	3.6	3.6
	Missing Person 12 & older	0	2	3.6	7.2	0	2	3.6	7.2
	Missing Person Located 12 & older	1	1	3.6	3.6	0	2	3.6	7.2
	Missing Person Located 12 & older - Foul play suspected	0	0		0.0	1	1	3.6	3.6
	Noise Complaint - Master code	13	22	3.6	79.2	9	14	3.6	50.4
	Noise Complaint - Residence	0	1	3.6	3.6	0	1	3.6	3.6
	Noise Complaint - Animal	2	2	3.6	7.2	0	3	3.6	10.8
	Noise Complaint - Others	2	2	3.6	7.2	0	0		0.0
	Accident -non MVC - Others	0	0		0.0	0	1	3.6	3.6
	Found Property - Master code	0	1	3.6	3.6	1	2	3.6	7.2
	Found-Personal Accessories	0	0		0.0	1	1	3.6	3.6
	Found-Others	0	0		0.0	0	1	3.6	3.6
	Lost Property - Master code	0	0		0.0	0	2	3.6	7.2



Calls For Service (CFS) Billing Summary Report

Douro-Dummer July to September - 2021

Billing Categories (Billing categories below do not match traditional crime groupings)		2021				2020			
		July to September	Year to Date	Time Standard	Year To Date Weighted Hours	July to September	Year to Date	Time Standard	Year To Date Weighted Hours
Operational	Sudden Death - Natural Causes	4	5	3.6	18.0	1	4	3.6	14.4
	Suspicious Vehicle	0	8	3.6	28.8	5	11	3.6	39.6
	Trouble with Youth	0	1	3.6	3.6	0	5	3.6	18.0
	Vehicle Recovered - Automobile	0	0		0.0	0	1	3.6	3.6
	Unwanted Persons	2	4	3.6	14.4	1	1	3.6	3.6
	Neighbour Dispute	5	11	3.6	39.6	3	19	3.6	68.4
	By-Law -Master code	0	0		0.0	0	1	3.6	3.6
	Noise By-Law	0	0		0.0	0	1	3.6	3.6
	Firearms (Discharge) By-Law	0	0		0.0	0	1	3.6	3.6
	Other Municipal By-Laws	0	3	3.6	10.8	1	1	3.6	3.6
	Traffic By-Law	0	1	3.6	3.6	0	0		0.0
	Assist Fire Department	3	3	3.6	10.8	0	2	3.6	7.2
	Assist Public	20	40	3.6	144.0	17	45	3.6	162.0
	Distressed/Overdue Motorist	0	0		0.0	1	2	3.6	7.2
	Family Dispute	3	21	3.6	75.6	4	11	3.6	39.6
	Total	85	202	3.6	727.2	74	214	3.6	770.4
Operational2	False Holdup Alarm-Accidental Trip	0	1	1.3	1.3	1	2	1.3	2.6
	False Alarm -Others	7	22	1.3	28.6	12	26	1.3	33.8
	Keep the Peace	8	15	1.3	19.5	4	10	1.3	13.0
	911 call / 911 hang up	1	14	1.3	18.2	8	22	1.3	28.6
	911 hang up - Pocket Dial	0	0		0.0	0	1	1.3	1.3
	911 call - Dropped Cell	3	13	1.3	16.9	2	9	1.3	11.7
	Total	19	65	1.3	84.5	27	70	1.3	91.0
Traffic	MVC - Personal Injury (MOTOR VEHICLE COLLISION)	6	7	3.4	23.8	2	5	3.4	17.0
	MVC - Prop. Dam. Non Reportable	2	4	3.4	13.6	0	6	3.4	20.4
	MVC - Prop. Dam. Reportable (MOTOR VEHICLE COLLISION)	13	30	3.4	102.0	13	35	3.4	119.0
	MVC - Prop. Dam. Failed to Remain (MOTOR VEHICLE COLLISION)	2	4	3.4	13.6	0	1	3.4	3.4



Calls For Service (CFS) Billing Summary Report

Douro-Dummer July to September - 2021

Billing Categories (Billing categories below do not match traditional crime groupings)		2021				2020			
		July to September	Year to Date	Time Standard	Year To Date Weighted Hours	July to September	Year to Date	Time Standard	Year To Date Weighted Hours
Traffic	MVC - Others (MOTOR VEHICLE COLLISION)	0	1	3.4	3.4	0	1	3.4	3.4
	Total	23	46	3.4	156.4	15	48	3.4	163.2
Total		160	390		1,579.6	151	439		1,803.7

Note to Detachment Commanders:

- The content of each report is to be shared by the Detachment Commander only with the municipality for which it was generated. The municipality may treat this as a public document and distribute it as they wish.
- All data is sourced from the Niche RMS application. Included are 'reported' occurrences (actuals and unfounded occurrences) for 'billable' occurrences ONLY. Data is refreshed on a weekly basis.
- The Traffic category includes motor vehicle collision (MVC) occurrences entered into Niche (UCR code 8521). MVCs are NOT sourced from the eCRS application for this report.
- Only the primary violation is counted within an occurrence.
- Time standards displayed are for the 2021 billing period.

Note to Municipalities:

- Data contained within this report is dynamic in nature and numbers will change over time as the Ontario Provincial Police continues to investigate and solve crime.
- This report is NOT to be used for crime trend analysis as not all occurrences are included.
- Data groupings within this report do not match traditional crime groupings seen in other public reports such as the OPP Police Services Board reports or Statistics Canada reporting.