

***Township of  
Douro Dummer***



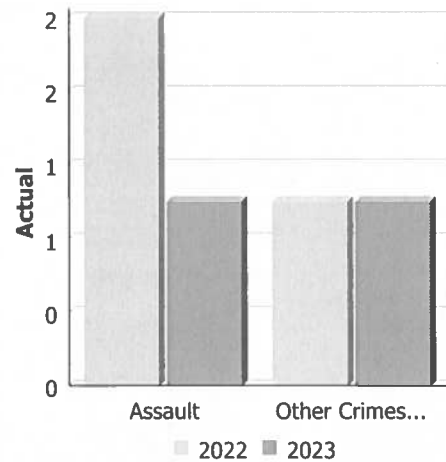
***PETERBOROUGH COUNTY DETACHMENT  
Ontario Provincial Police  
Police Services Board Report***

***October-December 2023***

**Police Services Board Report for DOURO DUMMER**  
**Records Management System**  
**October to December - 2023**

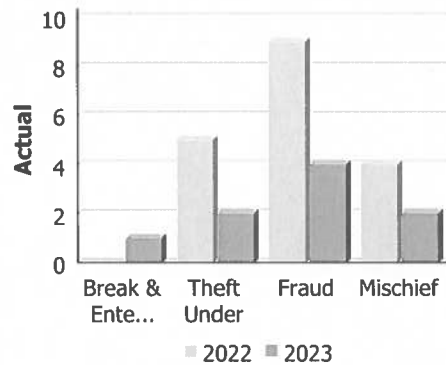
**Violent Crime**

Actual	October to December			Year to Date - December		
	2022	2023	% Change	2022	2023	% Change
Murder	0	0	--	0	0	--
Other Offences Causing Death	0	0	--	0	0	--
Attempted Murder	0	0	--	0	0	--
Sexual Assault	0	0	--	5	3	-40.0%
Assault	2	1	-50.0%	9	9	0.0%
Abduction	0	0	--	0	0	--
Robbery	0	0	--	0	0	--
Other Crimes Against a Person	1	1	0.0%	10	7	-30.0%
<b>Total</b>	<b>3</b>	<b>2</b>	<b>-33.3%</b>	<b>24</b>	<b>19</b>	<b>-20.8%</b>



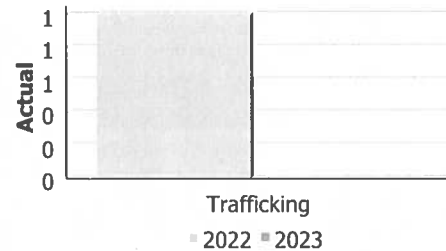
**Property Crime**

Actual	October to December			Year to Date - December		
	2022	2023	% Change	2022	2023	% Change
Arson	0	0	--	0	0	--
Break & Enter	0	1	--	3	4	33.3%
Theft Over	0	0	--	3	6	100.0%
Theft Under	5	2	-60.0%	8	7	-12.5%
Have Stolen Goods	0	0	--	0	2	--
Fraud	9	4	-55.6%	18	24	33.3%
Mischief	4	2	-50.0%	8	9	12.5%
<b>Total</b>	<b>18</b>	<b>9</b>	<b>-50.0%</b>	<b>40</b>	<b>52</b>	<b>30.0%</b>



**Drug Crime**

Actual	October to December			Year to Date - December		
	2022	2023	% Change	2022	2023	% Change
Possession	0	0	--	0	0	--
Trafficking	1	0	-100.0%	1	0	-100.0%
Importation and Production	0	0	--	0	0	--
<b>Total</b>	<b>1</b>	<b>0</b>	<b>-100.0%</b>	<b>1</b>	<b>0</b>	<b>-100.0%</b>



Detachment: 1I - PETERBOROUGH COUNTY  
 Location code(s): 1I00 - PETERBOROUGH COUNTY  
 Area code(s): 1042 - Douro-Dummer  
 Data source date: 2024/01/06

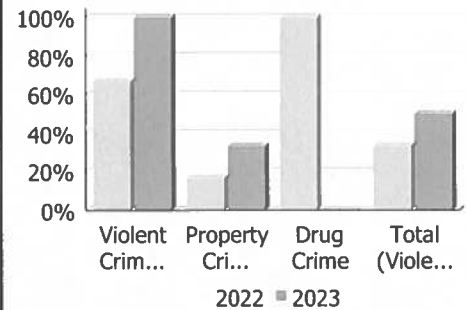
Report Generated by:  
 Pollock, Jennifer

Report Generated on:  
 Jan 10, 2024 1:52:36 PM  
 PP-CSC-Operational Planning-4300

**Police Services Board Report for DOURO DUMMER**  
**Records Management System**  
**October to December - 2023**


**Clearance Rate**

Clearance Rate	October to December			Year to Date - December		
	2022	2023	Difference	2022	2023	Difference
Violent Crime	66.7%	100.0%	33.3%	70.8%	73.7%	2.8%
Property Crime	16.7%	33.3%	16.7%	15.0%	28.8%	13.8%
Drug Crime	100.0%	--	--	100.0%	--	--
<b>Total (Violent, Property &amp; Drug)</b>	<b>33.3%</b>	<b>50.0%</b>	<b>16.7%</b>	<b>41.4%</b>	<b>44.0%</b>	<b>2.6%</b>



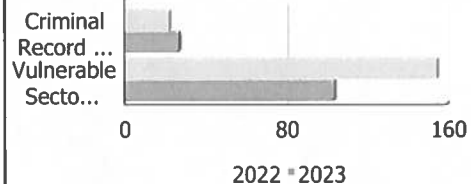
**Unfounded**

Unfounded	October to December			Year to Date - December		
	2022	2023	% Change	2022	2023	% Change
Total (Violent, Property & Drug)	7	6	-14.3%	25	19	-24.0%



**Criminal Record and Vulnerable Sector Screening Checks**

Actual	October to December			Year to Date - December		
	2022	2023	% Change	2022	2023	% Change
Criminal Record Checks	22	27	22.7%	79	121	53.2%
Vulnerable Sector Screening Checks	155	104	-32.9%	505	560	10.9%



Data contained within this report is dynamic in nature and numbers will change over time as the Ontario Provincial Police continue to investigate and solve crime.

**Data Utilized**

- Major Crimes
- Niche RMS All Offence Level Business Intelligence Cube

**Detachment:** 1I - PETERBOROUGH COUNTY  
**Location code(s):** 1I00 - PETERBOROUGH COUNTY  
**Area code(s):** 1042 - Douro-Dummer  
**Data source date:** 2024/01/06

**Report Generated by:**  
 Pollock, Jennifer

**Report Generated on:**  
 Jan 10, 2024 1:52:36 PM  
 PP-CSC—Operational Planning-4300

**Police Services Board Report for DOURO DUMMER**  
**2023/Oct to 2023/Dec**

Public Complaints	
Policy	0
Service	0
Conduct	6

**Date information collected from Professional Standards Bureau Commander Reports:** 2024-01-12

**Data Source**

Ontario Provincial Police, Professional Standards Bureau Commander Reports

- Includes all public policy, service and conduct complaints submitted to the Office of the Independent Police Review Director (OIPRD)

Secondary Employment
----------------------

Intelligence Led Policing - Crime Abatement Strategy	
Number of Offenders in Program	31
Number of Offenders Charged	3
Number of Charges Laid	3
Number of Checks Performed	28

**Date information was collected from Records Management System:** 2024-01-12

Daily Activity Reporting Patrol Hours	
Total Hours	2023/Oct to 2023/Dec
Number of Cruiser Patrol Hours	379.50
Number of Motorcycle Patrol Hours	0.00
Number of Marine Patrol Hours	0.00
Number of ATV Patrol Hours	0.00
Number of Snowmobile Patrol Hours	0.00
Number of Bicycle Patrol Hours	0.00
Number of Foot Patrol Hours	22.50
Number of School Patrol Hours	2.00

**Data source (Daily Activity Reporting System) date:** 2024/01/06

Staffing Updates	
Transfers:	PC AMBERLEY transferred to Peterborough County OPP from Aurora.

Detachment Initiatives	
Crime and Traffic Campaigns/Initiatives:	OPERATION IMPACT ran from October 6-9, 2023. Peterborough County OPP laid seventy-seven (77) speeding charges, one (1) distracted driving charge, one (1) stunt racing charge, twelve (12) CAIA charges, and thirty-four (34) other provincial charges.
Other:	The FESTIVE RIDE campaign ran from 16Nov2023-01Jan2024. During this time Peterborough County OPP completed two hundred forty-six (246) rides for a total of five hundred fifteen hours (515). Three (3) warn range suspensions were issued, sixteen (16) drivers were charged for refusal and twenty-six (26) impaired charges.

**Detachment:** 1I - PETERBOROUGH COUNTY

**Location code(s):** 1I00 - PETERBOROUGH COUNTY

**Area code(s):** 1042 - Douro-Dummer

**Report Generated by:**  
Pollock, Jennifer

**Report Generated on:**  
Jan 12, 2024 11:03:33 AM  
PP-CSC-Operational Planning-4300



# PETERBOROUGH COUNTY DETACHMENT

## Ontario Provincial Police Township of Douro Dummer Police Services Board Report

### Motor Vehicle Collision Statistics

		2020	2021	2022	3 Yr. Avg	2023	=/-
January	PD	11	5	8	8	6	-2
	PI	0	1	0	0	0	0
	Fatal	0	0	0	0	0	0
February	PD	7	4	9	7	8	1
	PI	0	0	0	0	0	0
	Fatal	0	0	0	0	0	0
March	PD	4	5	5	5	4	-1
	PI	0	0	1	0	0	-0
	Fatal	0	0	0	0	0	0
April	PD	0	5	4	3	2	-1
	PI	2	1	1	1	0	-1
	Fatal	0	0	0	0	0	0
May	PD	6	2	5	4	4	-0
	PI	1	2	0	1	1	0
	Fatal	0	0	0	0	0	0
June	PD	5	6	5	5	5	0
	PI	2	2	1	2	0	-2
	Fatal	0	0	0	0	0	0
July	PD	4	5	5	5	5	0
	PI	2	3	3	3	1	-2
	Fatal	0	0	0	0	1	1
August	PD	5	7	3	5	10	5
	PI	0	1	1	1	1	0
	Fatal	0	0	0	0	1	1
September	PD	4	8	7	6	5	-1
	PI	1	1	1	1	2	1
	Fatal	0	0	0	0	0	0
October	PD	3	10	11	8	7	-1
	PI	3	3	1	2	2	0
	Fatal	0	1	0	0	0	0
November	PD	11	15	11	12	14	2
	PI	0	0	1	0	1	1
	Fatal	0	0	0	0	0	0
December	PD	8	8	8	8	16	8
	PI	0	1	0	0	0	0
	Fatal	0	0	0	0	0	0
TOTAL MVC		ALL	79	96	91	89	7



## Calls For Service (CFS) Billing Summary Report

### Douro-Dummer October to December - 2023

Billing Categories <i>(Billing categories below do not match traditional crime groupings)</i>		2023				2022			
		October to December	Year to Date	Time Standard	Year To Date Weighted Hours	October to December	Year to Date	Time Standard	Year To Date Weighted Hours
Violent Criminal Code	Sexual Assault	0	3	15.8	47.4	0	5	15.8	79.0
	Assault With Weapon or Causing Bodily Harm-Level 2	0	2	15.8	31.6	1	1	15.8	15.8
	Assault-Level 1	2	7	15.8	110.6	1	7	15.8	110.6
	Pointing a Firearm	0	0		0.0	0	1	15.8	15.8
	Assault Peace Officer	0	1	15.8	15.8	0	0		0.0
	Criminal Harassment	1	3	15.8	47.4	5	15	15.8	237.0
	Criminal Harassment - Offender Unknown	0	1	15.8	15.8	0	1	15.8	15.8
	Indecent/Harassing Communications	1	2	15.8	31.6	0	0		0.0
	Utter Threats -Master code	0	0		0.0	0	1	15.8	15.8
	Utter Threats to Person	0	5	15.8	79.0	0	4	15.8	63.2
	<b>Total</b>	<b>4</b>	<b>24</b>	<b>15.8</b>	<b>379.2</b>	<b>7</b>	<b>35</b>	<b>15.8</b>	<b>553.0</b>
Property Crime Violations	Break & Enter	1	4	6.4	25.6	0	1	6.4	6.4
	Unlawful in a dwelling house	0	0		0.0	0	1	6.4	6.4
	Break & Enter - Firearms	0	0		0.0	0	1	6.4	6.4
	Theft Over - Farm Equipment	0	1	6.4	6.4	0	0		0.0
	Theft Over - Other Theft	0	1	6.4	6.4	0	0		0.0
	Theft Over - Boat (Vessel)	0	1	6.4	6.4	0	0		0.0
	Theft of Motor Vehicle	0	2	6.4	12.8	1	4	6.4	25.6
	Theft of - Automobile	0	1	6.4	6.4	0	1	6.4	6.4
	Theft of - All Terrain Vehicles	0	1	6.4	6.4	0	0		0.0
	Theft Under -master code	1	1	6.4	6.4	1	1	6.4	6.4
	Theft under - Bicycles	0	2	6.4	12.8	0	0		0.0
	Theft under - Trailers	0	1	6.4	6.4	0	0		0.0
	Theft under - Other Theft	2	4	6.4	25.6	3	4	6.4	25.6
	Theft FROM Motor Vehicle Under \$5,000	0	1	6.4	6.4	0	2	6.4	12.8
	Possession of Stolen Goods over \$5,000	0	1	6.4	6.4	0	0		0.0
	Possession of Stolen Goods under \$5,000	0	1	6.4	6.4	0	0		0.0
	Fraud -Master code	1	1	6.4	6.4	2	3	6.4	19.2



## Calls For Service (CFS) Billing Summary Report

### Douro-Dummer October to December - 2023

Billing Categories (Billing categories below do not match traditional crime groupings)		2023				2022			
		October to December	Year to Date	Time Standard	Year To Date Weighted Hours	October to December	Year to Date	Time Standard	Year To Date Weighted Hours
Property Crime Violations	Fraud - Steal/Forge/Poss./ Use Credit Card	2	2	6.4	12.8	3	5	6.4	32.0
	Fraud - False Pretence <= \$5,000	0	1	6.4	6.4	0	1	6.4	6.4
	Fraud - Forgery & Uttering	0	1	6.4	6.4	0	0		0.0
	Fraud -Money/ property/security > \$5,000	0	6	6.4	38.4	0	3	6.4	19.2
	Fraud -Money/ property/security <= \$5,000	1	8	6.4	51.2	2	7	6.4	44.8
	Fraud - Other	3	14	6.4	89.6	2	8	6.4	51.2
	Identity Theft	0	0		0.0	1	1	6.4	6.4
	Mischief - master code	2	11	6.4	70.4	5	10	6.4	64.0
	Property Damage	0	1	6.4	6.4	1	4	6.4	25.6
	<b>Total</b>	<b>13</b>	<b>67</b>	<b>6.4</b>	<b>428.8</b>	<b>21</b>	<b>57</b>	<b>6.4</b>	<b>364.8</b>
Other Criminal Code Violations (Excluding traffic)	Offensive Weapons-Possession of Weapons	0	2	7.5	15.0	0	0		0.0
	Offensive Weapons-Other Offensive Weapons	0	1	7.5	7.5	0	0		0.0
	Bail Violations - Fail To Comply	0	8	7.5	60.0	1	5	7.5	37.5
	Bail Violations - Others	0	3	7.5	22.5	0	1	7.5	7.5
	Disturb the Peace	2	2	7.5	15.0	1	2	7.5	15.0
	Indecent acts -Other	0	0		0.0	0	3	7.5	22.5
	Child Pornography - Master code	0	1	7.5	7.5	0	1	7.5	7.5
	Public Morals	0	0		0.0	0	1	7.5	7.5
	Breach of Probation	0	6	7.5	45.0	0	1	7.5	7.5
	Offensive Weapons-Careless use of firearms	1	1	7.5	7.5	0	0		0.0
	<b>Total</b>	<b>3</b>	<b>24</b>	<b>7.5</b>	<b>180.0</b>	<b>2</b>	<b>14</b>	<b>7.5</b>	<b>105.0</b>
Drug Possession	Drug related occurrence	1	1	7.1	7.1	0	1	7.1	7.1
	<b>Total</b>	<b>1</b>	<b>1</b>	<b>7.1</b>	<b>7.1</b>	<b>0</b>	<b>1</b>	<b>7.1</b>	<b>7.1</b>
Drugs	Trafficking Cocaine	0	0		0.0	1	1	68.0	68.0
	DRUG Operation - Residential Grow [Outdoor]	0	1	68.0	68.0	0	0		0.0
	<b>Total</b>	<b>0</b>	<b>1</b>	<b>68.0</b>	<b>68.0</b>	<b>1</b>	<b>1</b>	<b>68.0</b>	<b>68.0</b>





## Calls For Service (CFS) Billing Summary Report

### Douro-Dummer October to December - 2023

Billing Categories (Billing categories below do not match traditional crime groupings)		2023				2022			
		October to December	Year to Date	Time Standard	Year To Date Weighted Hours	October to December	Year to Date	Time Standard	Year To Date Weighted Hours
Statutes & Acts	Landlord/Tenant	2	6	3.4	20.4	0	5	3.4	17.0
	Mental Health Act	1	7	3.4	23.8	3	13	3.4	44.2
	Mental Health Act - No contact with Police	2	4	3.4	13.6	0	1	3.4	3.4
	Mental Health Act - Attempt Suicide	1	2	3.4	6.8	0	1	3.4	3.4
	Mental Health Act - Threat of Suicide	1	4	3.4	13.6	2	6	3.4	20.4
	Mental Health Act - Voluntary Transport	0	3	3.4	10.2	1	3	3.4	10.2
	Mental Health Act - Placed on Form	0	3	3.4	10.2	2	3	3.4	10.2
	Mental Health Act - Apprehension	1	6	3.4	20.4	1	5	3.4	17.0
	Trespass To Property Act	2	5	3.4	17.0	2	9	3.4	30.6
	Children's Law Reform Act -Custody order	1	1	3.4	3.4	0	0		0.0
	<b>Total</b>	<b>11</b>	<b>41</b>	<b>3.4</b>	<b>139.4</b>	<b>11</b>	<b>46</b>	<b>3.4</b>	<b>156.4</b>
Operational	Animal - Bear Complaint	0	0		0.0	1	1	3.8	3.8
	Animal - Left in Vehicle	0	0		0.0	0	1	3.8	3.8
	Animal Bite	0	1	3.8	3.8	1	3	3.8	11.4
	Animal Stray	0	3	3.8	11.4	2	7	3.8	26.6
	Animal Injured	1	4	3.8	15.2	1	2	3.8	7.6
	Animal - Other	1	5	3.8	19.0	0	1	3.8	3.8
	Animal - Dog Owners Liability Act	0	1	3.8	3.8	1	2	3.8	7.6
	Domestic Disturbance	7	30	3.8	114.0	11	49	3.8	186.2
	Suspicious Person	5	27	3.8	102.6	9	26	3.8	98.8
	Phone -Nuisance - No Charges Laid	0	1	3.8	3.8	0	2	3.8	7.6
	Fire - Building	0	4	3.8	15.2	2	4	3.8	15.2
	Fire - Vehicle	0	0		0.0	1	2	3.8	7.6
	Fire - Other	0	1	3.8	3.8	0	2	3.8	7.6
	Insecure Condition - Master code	0	0		0.0	0	2	3.8	7.6
	Missing Person - Master code	0	0		0.0	0	1	3.8	3.8
	Missing Person under 12	0	1	3.8	3.8	0	1	3.8	3.8
	Missing Person 12 & older	1	2	3.8	7.6	0	1	3.8	3.8





## Calls For Service (CFS) Billing Summary Report

### Douro-Dummer October to December - 2023

Billing Categories (Billing categories below do not match traditional crime groupings)		2023				2022			
		October to December	Year to Date	Time Standard	Year To Date Weighted Hours	October to December	Year to Date	Time Standard	Year To Date Weighted Hours
Operational	Missing Person Located Under 12	0	1	3.8	3.8	0	0		0.0
	Missing Person Located 12 & older	0	4	3.8	15.2	1	7	3.8	26.6
	Noise Complaint - Master code	2	19	3.8	72.2	0	21	3.8	79.8
	Noise Complaint - Residence	0	1	3.8	3.8	0	0		0.0
	Noise Complaint - Others	2	4	3.8	15.2	0	1	3.8	3.8
	Found Property - Master code	2	4	3.8	15.2	2	3	3.8	11.4
	Found-Household Property	0	2	3.8	7.6	1	1	3.8	3.8
	Found-Others	0	0		0.0	0	1	3.8	3.8
	Lost Property -Master code	0	1	3.8	3.8	1	7	3.8	26.6
	Lost-Jewellery	0	0		0.0	0	1	3.8	3.8
	Lost-Others	0	0		0.0	0	1	3.8	3.8
	Sudden Death - Suicide	1	1	3.8	3.8	0	3	3.8	11.4
	Sudden Death - Natural Causes	3	7	3.8	26.6	2	5	3.8	19.0
	Sudden Death - Others	0	1	3.8	3.8	0	0		0.0
	Sudden Death - Apparent Overdose-Overdose	0	1	3.8	3.8	0	0		0.0
	Suspicious Vehicle	3	8	3.8	30.4	1	9	3.8	34.2
	Trouble with Youth	4	10	3.8	38.0	2	7	3.8	26.6
	Vehicle Recovered - Master code	0	1	3.8	3.8	0	0		0.0
	Vehicle Recovered - Trucks	0	1	3.8	3.8	0	0		0.0
	Unwanted Persons	4	9	3.8	34.2	2	9	3.8	34.2
	Neighbour Dispute	4	25	3.8	95.0	3	30	3.8	114.0
	By-Law -Master code	0	0		0.0	0	1	3.8	3.8
	Firearms (Discharge) By-Law	1	1	3.8	3.8	0	0		0.0
	Loitering By-Law	0	1	3.8	3.8	0	0		0.0
	Other Municipal By-Laws	1	4	3.8	15.2	0	2	3.8	7.6
	Assist Fire Department	0	4	3.8	15.2	0	2	3.8	7.6
	Assist Public	0	2	3.8	7.6	10	35	3.8	133.0



## Calls For Service (CFS) Billing Summary Report

### Douro-Dummer October to December - 2023

Billing Categories <i>(Billing categories below do not match traditional crime groupings)</i>		2023				2022			
		October to December	Year to Date	Time Standard	Year To Date Weighted Hours	October to December	Year to Date	Time Standard	Year To Date Weighted Hours
Operational	Distressed/Overdue Motorist	0	0		0.0	0	2	3.8	7.6
	Family Dispute	3	16	3.8	60.8	9	29	3.8	110.2
	Suspicious Package	0	2	3.8	7.6	0	0		0.0
	<b>Total</b>	<b>45</b>	<b>210</b>	<b>3.8</b>	<b>798.0</b>	<b>63</b>	<b>284</b>	<b>3.8</b>	<b>1,079.2</b>
Operational2	False Alarm-Malfunction	0	1	1.4	1.4	0	0		0.0
	False Holdup Alarm-Accidental Trip	2	3	1.4	4.2	0	1	1.4	1.4
	False Alarm -Others	7	50	1.4	70.0	8	23	1.4	32.2
	False Alarm - Cancelled	0	1	1.4	1.4	0	0		0.0
	Keep the Peace	1	13	1.4	18.2	6	37	1.4	51.8
	911 call / 911 hang up	8	19	1.4	26.6	6	20	1.4	28.0
	911 call - Dropped Cell	4	17	1.4	23.8	7	25	1.4	35.0
	<b>Total</b>	<b>22</b>	<b>104</b>	<b>1.4</b>	<b>145.6</b>	<b>27</b>	<b>106</b>	<b>1.4</b>	<b>148.4</b>
Traffic	MVC - Personal Injury (MOTOR VEHICLE COLLISION)	1	4	3.7	14.8	2	5	3.7	18.5
	MVC - Prop. Dam. Non Reportable	3	5	3.7	18.5	2	11	3.7	40.7
	MVC - Prop. Dam. Reportable (MOTOR VEHICLE COLLISION)	29	65	3.7	240.5	24	61	3.7	225.7
	MVC - Prop. Dam. Failed to Remain (MOTOR VEHICLE COLLISION)	0	1	3.7	3.7	0	2	3.7	7.4
	MVC - Pers. Inj. Failed To Remain (MOTOR VEHICLE COLLISION)	0	0		0.0	1	1	3.7	3.7
	MVC - Others (MOTOR VEHICLE COLLISION)	0	0		0.0	0	1	3.7	3.7
	<b>Total</b>	<b>33</b>	<b>75</b>	<b>3.7</b>	<b>277.5</b>	<b>29</b>	<b>81</b>	<b>3.7</b>	<b>299.7</b>
<b>Total</b>		<b>132</b>	<b>547</b>		<b>2,423.6</b>	<b>161</b>	<b>625</b>		<b>2,781.6</b>

#### Note to Detachment Commanders:

- The content of each report is to be shared by the Detachment Commander only with the municipality for which it was generated. The municipality may treat this as a public document and distribute it as they wish.
- All data is sourced from the Niche RMS application. Included are 'reported' occurrences (actuals and unfounded occurrences) for 'billable' occurrences ONLY. Data is refreshed on a weekly basis.
- The Traffic category includes motor vehicle collision (MVC) occurrences entered into Niche (UCR code 8521). MVCs are NOT sourced from the eCRS application for this report.
- Only the primary violation is counted within an occurrence.

Report Content Last Updated:  
2024/01/06

Report generated by:  
Pollock, Jennifer

Report generated on:  
Jan 10, 2024 1:58:59 PM



## Calls For Service (CFS) Billing Summary Report

**Douro-Dummer**  
**October to December - 2023**

- Time standards displayed are for the 2023 billing period.

### **Note to Municipalities:**

- Data contained within this report is dynamic in nature and numbers will change over time as the Ontario Provincial Police continues to investigate and solve crime.
- This report is NOT to be used for crime trend analysis as not all occurrences are included.
- Data groupings within this report do not match traditional crime groupings seen in other public reports such as the OPP Police Services Board reports or Statistics Canada reporting.